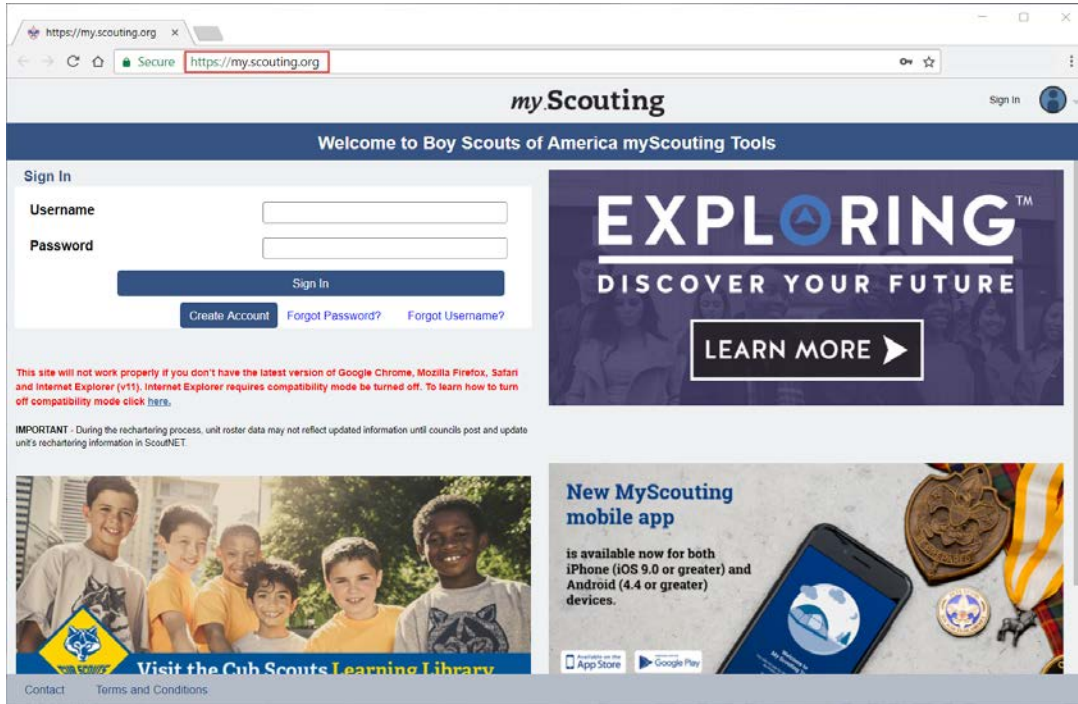


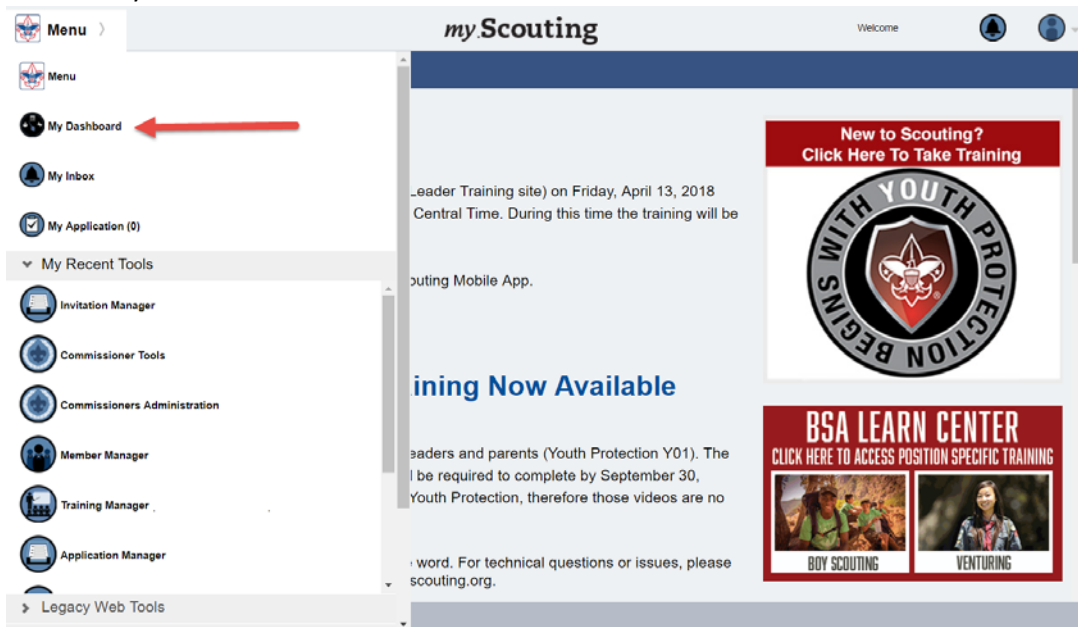
# Hazardous Weather Training

As of April 30, 2018, direct contact leaders will need to take Hazardous Weather Training to be fully trained. For more information, please read the [Hazardous Weather Training FAQ](#).

1. Log on to <http://my.scouting.org>



2. Click on My Dashboard.



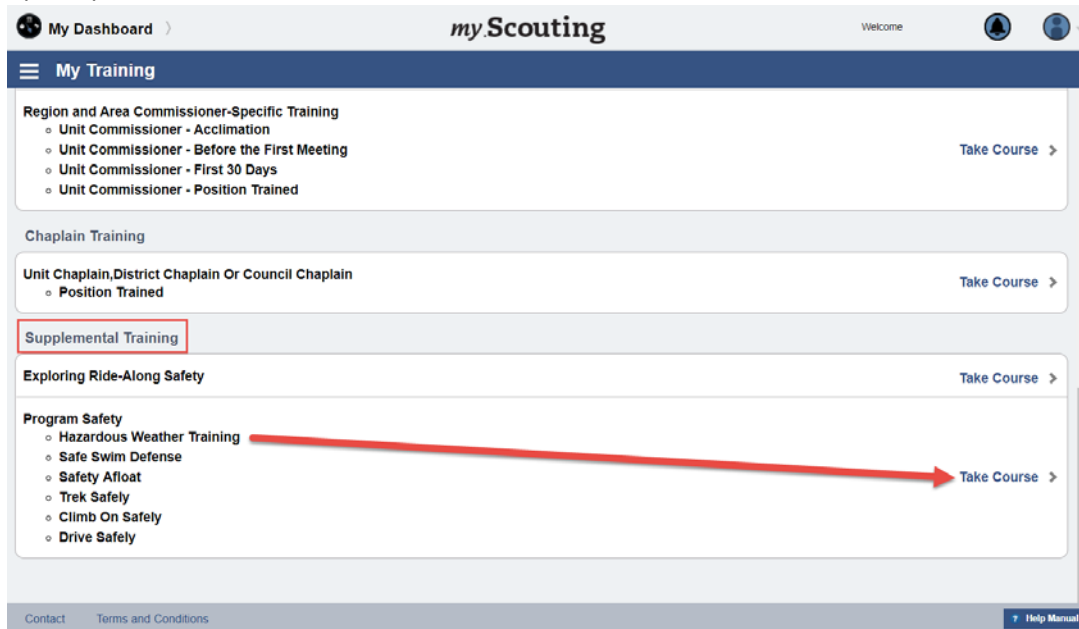
3. You will arrive on the My Training Dashboard. Initially you will be on the YPT tab. Click on the Training Center tab.

The screenshot shows the 'myScouting' My Training Dashboard. The 'YPT' tab is selected, and a red arrow points to the 'Training Center' tab. The dashboard displays 'My Youth Protection Training' information, including a status bar that says 'YPT Status: Expires 91d-2yrs'. Below this, there are two rows of training records: 'Youth Protection Training Certification' (Y01, Completed 03/02/2018, Expires 03/02/2020) and 'Venturing Youth Protection Training' (Y02, Completed 11/30/2018, Expires 11/30/2018). A 'Take Course' link is visible next to the first record. At the bottom, there is a 'Loading Your Tool, Please Wait' message and a 'Help Manual' link.

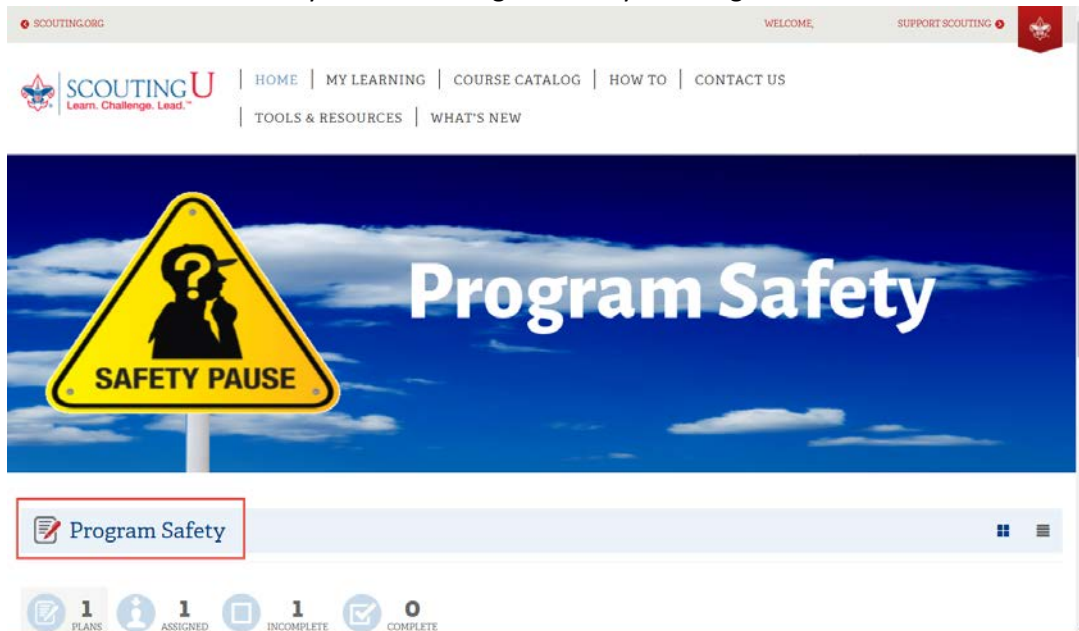
4. In the Training Center tab, click on the Other arrow. This will open up the Other training tab.

The screenshot shows the 'myScouting' My Training Dashboard with the 'Training Center' tab selected. The page title is 'Training Courses by Program'. Below the title, there is a note: 'Select one of the programs below to view a list of the courses available in that category. NOTE: Some courses require you to have the latest version of Flash Player. Click here to download a free copy of the current version.' There is a list of program categories with arrows pointing to the right: 'Cub Scouting', 'Boy Scouting and Varsity', 'Venturing', 'Sea Scouts', 'Exploring', and 'Other'. A red arrow points to the 'Other' category. At the bottom, there is a 'Loading Your Tool, Please Wait' message and a 'Help Manual' link.

5. Scroll down until you see the section for Supplemental Training. Click on Take Course. This will open up another Window.



6. You will now be in the Taleo Online Learning environment. You should see the Program Safety screen. Scroll down until you see the Program Safety Learning Plan.



7. Click on Program Safety to Open up the Catalog of Courses for Program Safety.

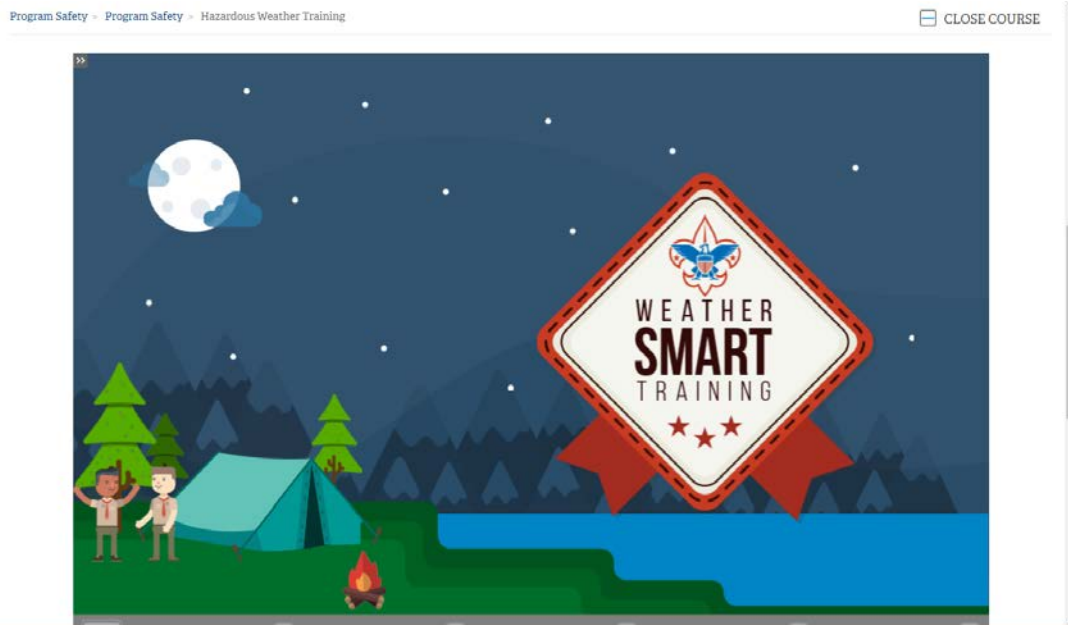
The screenshot shows the 'Program Safety' dashboard. At the top, there are four status indicators: 1 PLANS, 1 ASSIGNED, 1 INCOMPLETE, and 0 COMPLETE. Below these are sorting options for 'NAME (A-Z)' and 'FILTERS (#)'. A filter menu is open, showing 'Program Safety' selected with a red arrow. The menu also displays 'TYPE Standard Learning Plan', 'COMPLETED DATE N/A', and a progress bar for '0% COMPLETED'. At the bottom of the dashboard, there is a blue footer with the Boy Scouts of America logo, social media icons, and copyright information.

8. Click on Launch Course for Hazardous Weather Training.

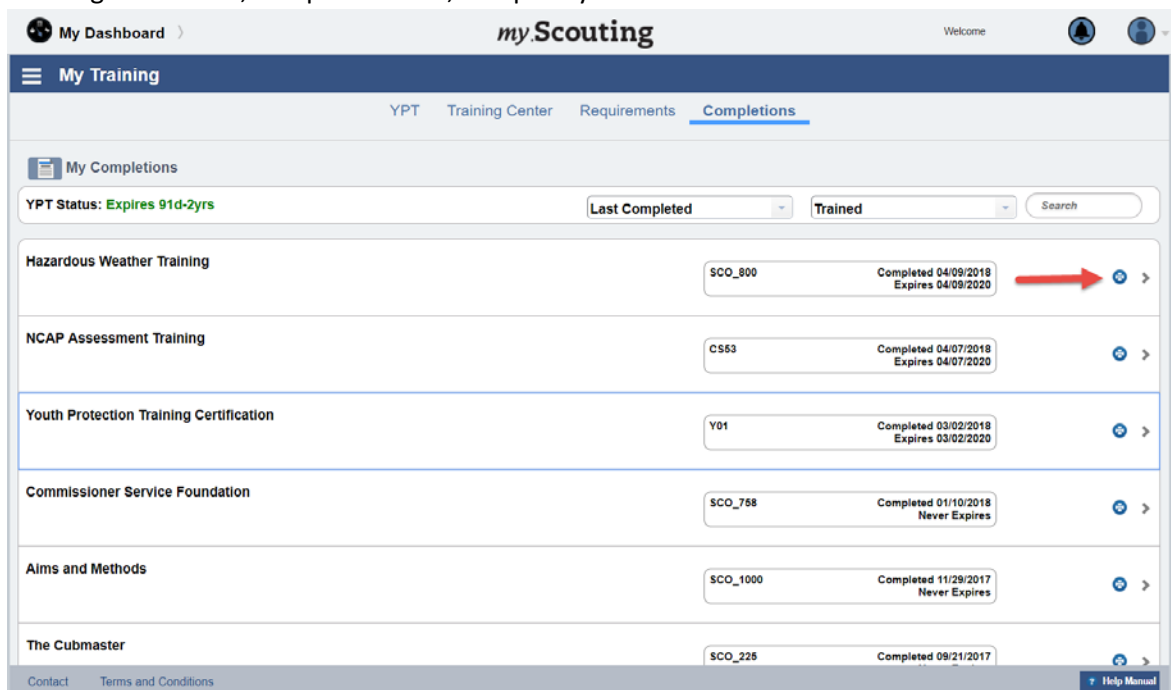
The screenshot shows the 'Program Safety' course catalog. At the top, there are four status indicators: 6 ITEMS, 0% COMPLETED, 0 ITEMS PAST DUE, and 0 ATTACHMENTS. Below these are sorting options for 'SEQUENCE NUMBER' and 'FILTERS (#)'. The catalog lists five courses, each with a 'LAUNCH COURSE' button. A red arrow points to the 'LAUNCH COURSE' button for the first course, 'Hazardous Weather Training'.

SEQUENCE NUMBER	COURSE NAME	DUE DATE	STATUS	TYPE	ACTION
1	Hazardous Weather Training	N/A	Incomplete	Course	LAUNCH COURSE
2	Safe Swim Defense	N/A	Not Attempted	Course	LAUNCH COURSE
3	Safety Afloat	N/A	Not Attempted	Course	LAUNCH COURSE
4	Trek Safely	N/A	Not Attempted	Course	LAUNCH COURSE
5	Climb On Safely	N/A	Not Attempted	Course	LAUNCH COURSE

9. You will need about 30 minutes to complete the course. You can always stop and come back in at any time.



10. When you complete the training, it will take up to 30 minutes for your completion to register in my.scouting.org, but once it does, you will be able to log back in to my.scouting.org, go to the Training Dashboard, completions tab, and print your certificate.



## Hazardous Weather FAQ's - April 2, 2018

Q. Is this a membership requirement like Youth Protection training?

A. No. This is a direct contact leader positioned trained requirement effective April 30, 2018.

Q. Is this a new requirement?

A. No. Since 2008, at least one person on any tour or activity has been required to have hazardous weather training. It is also a requirement for all camp staff as part of the [NCAP standards](#) SQ-402.

Q. Why is Weather Hazard Training important?

A. Our program takes place in an outdoor classroom. This training discusses how to manage risks from the weather to our Scouting family. There are several [incident reviews](#) which are appropriate to share with leaders who may question why an appreciation of the risks in our outdoor classroom are important. The most impactful: [Lightning](#), [Heat and Hydration](#), [Hypothermia](#).

Q. How can we remind our staff and volunteers about this requirement?

A. Various tools like [safety moments](#), [campout checklists](#), and the [Sweet 16 of BSA Safety](#) reinforce this.

Q. If I am trained in my current position, will I be required to take Hazardous Weather now to retain the trained designation?

A. No, if you are currently trained in your position you will not be required to take the additional course now. We recommend if you have not taken the updated course (SCO\_800) that you do so to have the most current content.

Q. What happens to my previous credit for Hazardous Weather (WS81)?

A. Course code WS81 is being retired. To stay current, the new course (SCO\_800) will need to be taken after WS81 is two years old.

Q. At what point in my training do I need to take Hazardous Weather (SCO\_800)?

A. The course is available for you to take at any time but is recommended in the third and last section of courses offered to be a trained leader. It is recommended that you take the course before an outdoor activity.

Q. What direct contact positions are now required to take Hazardous Weather to be considered position trained?

Cubmasters

(CM) Den

leaders (DL)

Webelos den leaders

(WL) Scoutmasters (SM)

Leaders of 11-year old Scouts- LDS

(10) Crew advisors (NL)

Skippers (SK)

Post Advisor

(AA)

Q. Is there a classroom course?

A. No, the course is available only online. This is by design and not a new requirement.

Q. How do we grant group credit when training staff for camp?

A. Your registrar can grant credit in ScoutNET to SCO\_008.

The training completions from the BSA Learn center will copy into My.Scouting.org approximately every 30 minutes. If the completed date does not appear in My.Scouting.org after course completion please contact Member Care at 972-580-2489 M-F 7am – 7pm Central or email to [myscouting@scouting.org](mailto:myscouting@scouting.org) with the specific details to the problem.